

Alumni Report



Data Current as of November 2021

**Prepared by
Office of Alumni Affairs**



SIU SCHOOL *of* MEDICINE



TO: Executive Committee
Alumni Society Board of Governors

FROM: Julie Robbs, MA, Director of Alumni Affairs
Kate Moore, MS, Project Coordinator

DATE: December 10, 2021

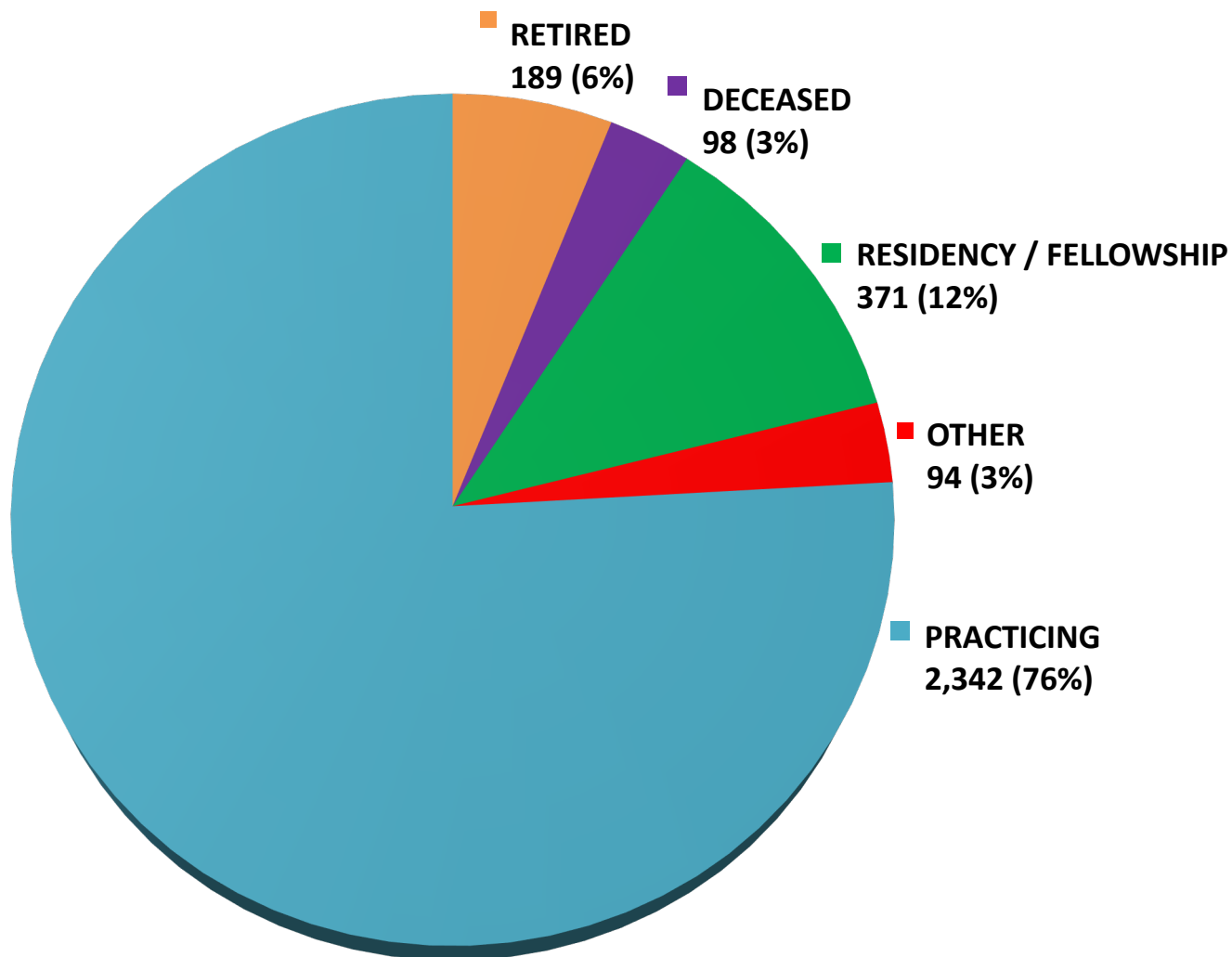
RE: **Alumni Report 2021**

The Office of Alumni Affairs prepared the following 2021 Alumni Report that reflects selected characteristics of MD graduates of SIU School of Medicine. Throughout the many years that this office has provided this report, the percentages have only slightly changed re: Current Specialty of Alumni in Practice. This report reflects a 2% growth within the discipline of surgery in the past two years. The data is current as of November 2021. Following are some highlights:

1. A total of 3,094 SOM MD students have graduated from the class of 1975 through the class of 2021. We have 2,996 living alumni; 98 deceased alumni (3%).
2. Of those alumni in practice (2,342/76%), the specialties that have attracted the most significant numbers are Family Medicine (481/21%), Internal Medicine (454/19%), and Surgery (325/14%). We have provided a breakdown of the subspecialties.
3. Thirty-four percent of alumni in practice are in one of the primary care specialties of General Family Medicine, General Internal Medicine, General Pediatrics, or Medicine/Pediatrics. Since 2017, this number has decreased by 4%.
4. Alumni are currently practicing in 47 states except for Delaware, Vermont, and Wyoming. The most significant number (943/43%) is practicing in 68 Illinois counties. We have 480 practicing in the 66-county SIU service areas.
5. 1,855 (60%) male alumni and 1,239 (40%) female alumni; the percentages remained the same as the 2019 report.
 - Oldest alum = 85yo; youngest = 25yo; Average = 55yo
 - 16% are 65yo+; 22% are 55-64yo; 23% are 45-54yo; 22% are 35-44yo; 17% are 24-34yo.

If you have any questions about this report, please contact the Office of Alumni Affairs at (217) 545-7800.

Figure 1: CURRENT PROFESSIONAL STATUS OF ALUMNI
SIU SCHOOL OF MEDICINE
CLASSES 1975 - 2021

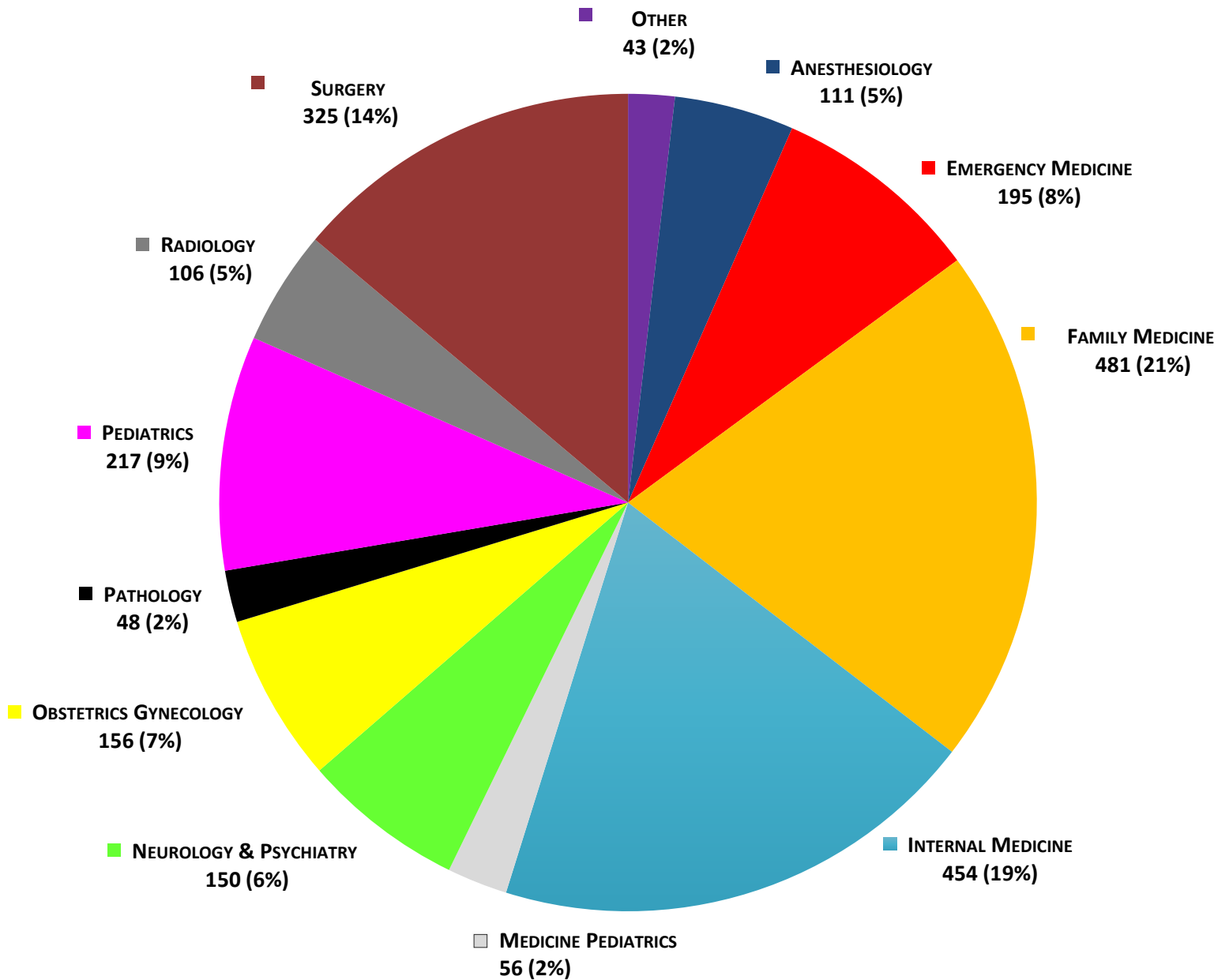


Total: 3,094

This figure includes all MD graduates of the School of Medicine through the class of 2021. The "practicing" category comprises those in private, academic, military, or administrative practice. The "other" category includes those not in practice, research, sabbatical, or for whom no practice status information was available.

Figure 2:

CURRENT SPECIALTY OF ALUMNI IN PRACTICE
SIU SCHOOL OF MEDICINE
CLASSES OF 1975 – 2018



Total: 2,342

DISCIPLINE SUBSPECIALTIES OF PRACTICING ALUMNI

Anesthesiology	
Critical Care	9
General	80
Hospice and Palliative Medicine	1
Pain Medicine	16
Pediatric	5
Total	111
Family Medicine	
Emergency Medicine	12
Family Med w/OB	8
General	419
Geriatric Medicine	3
Hospice & Palliative Medicine	8
Hospitalist	12
Sports Medicine	19
Total	481
Internal Medicine	
Cardiovascular Disease	46
Cervical Care Medicine	1
Clinical Cardiac Electrophysiology	2
Dermatology	28
Dermatology MOHS	1
Endocrinology, Diabetes & Metabolism	8
Gastroenterology	19
General	179
Geriatric Medicine	5
Hematology	3
Hematology & Oncology	17
Hospice & Palliative Medicine	4
Hospitalist	43
Infectious Disease	13
Internal Med/Emergency Medicine	3
Internal Med/Family Medicine	1
Internal Med/Neurology	1
Internal Med/Psychiatry	6
Interventional Cardiology	11
Nephrology	21
Oncology	5
Pediatric Dermatology	2
Pulmonary Disease	11
Pulmonary Disease & Critical Care	11
Rheumatology	10
Sleep Medicine	3
Total	454
Internal Medicine/Pediatrics	
Internal Medicine/Pediatrics	56
Total	56

Emergency Medicine	
Emergency Medical Services	2
General	190
Medical Toxicology	1
Pediatric	2
Total	195
Neurology & Psychiatry	
Addiction Psych	1
Child & Adolescent Psych	15
Child Neurology	6
Clinic Neurophysiology	2
Forensic Psych	1
Geriatric Psych	5
Neuro Critical Care	2
Neuro Physical Medicine & Rehab	2
Neuro Sleep Medicine	2
Neurology General	15
Psych/Family Medicine	1
Psych/Neurology General	5
Psychiatry General	93
Total	150
OB/GYN	
Advanced Minimal Invasive Gynecology	2
General	144
Gynecologic Oncology	2
Maternal & Fetal Medicine	3
Reproductive	2
Reproductive Endocrinology/Infertility	3
Total	156
Other	
Allergy & Immunology General	5
Other General	2
Phlebology	4
Physical Med & Rehab	13
Physical Med & Rehab Pain Medicine	3
Physical Med & Rehab Spinal Cord Injury	2
Physical Med & Rehab Sports Medicine	1
Preventive Med: Aerospace Medicine	2
Preventive Med: Occupational Medicine	9
Preventive Medicine General	2
Total	43

***All subspecialties are self-reported**

DISCIPLINE SUBSPECIALTIES OF PRACTICING ALUMNI

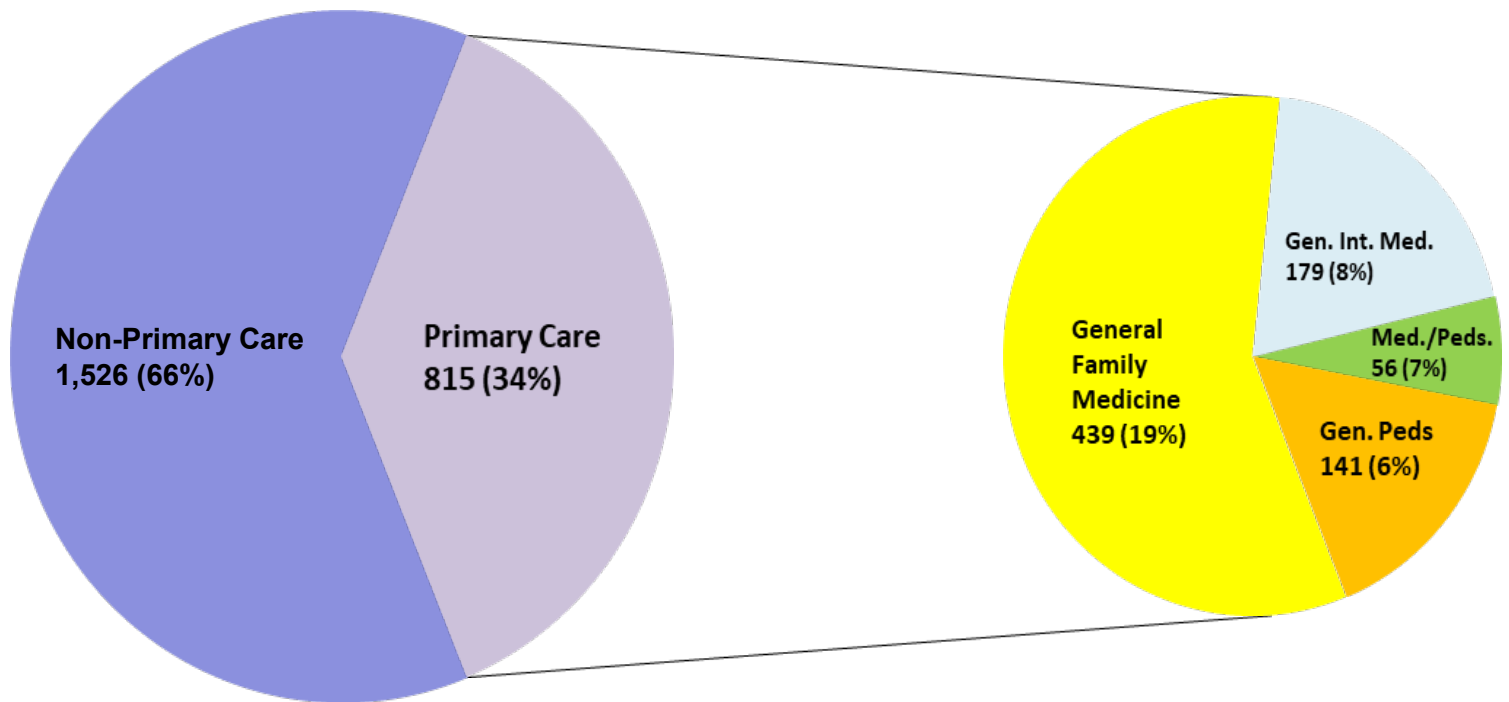
Pathology	
Anatomic & Clinical	32
Blood Banking/Transfusion Med	1
Cytopathology	1
Dermatopathology	1
Forensic Pathology	9
Hematology	3
Pediatric	1
Total	48

Pediatrics	
Cardiology	4
Child Abuse Peds	2
Critical Care Medicine	11
Dermatology	1
Emergency Med	9
Emergency Med/Peds Med	1
Endocrinology	2
General	141
Hematology-Oncology	7
Hospice & Pallative Medicine	1
Hospitalist	14
Infectious Disease	1
Medical Genetics	3
Neonatal-Perinatal Medicine	9
Nephrology	3
Neurodevelopment Disabilities	1
Otolaryngology	2
Physical Medicine & Rehab	1
Pulmonology	3
Rheumatology	1
Total	217

Radiology	
Abdominal	3
Diagnostic Cardiothoracic	1
Diagnostic General	66
Diagnostic Vascular & Intervention	7
Musculoskeletal	16
Neuroradiology	4
Nuclear Radiology	3
Pediatric	1
Radiation Oncology	5
Total	106

Surgery	
Breast	3
Colon & Rectal	10
Congenital Cardiac	1
Hand Surgery	1
Neurological	9
Oncology	3
Ophthalmology	34
Ophthalmology - Retinal	1
Orthopaedic - Adult Reconstructive	5
Orthopaedic - Foot & Ankle	3
Orthopaedic - General	31
Orthopaedic - Hand Surgery	11
Orthopaedic - Pediatric	3
Orthopaedic - Spine	9
Orthopaedic - Sports	14
Orthopaedic - Trauma	3
Otolaryngology	13
Otolaryngology - Plastic Head & Neck	2
Pediatric Otolaryngology	1
Plastic - General	27
Plastic - Hand Surgery	4
Plastic- Craniofacial	2
Surgery General	57
Surgical Critical Care	10
Thoracic	11
Transplant Surgery	1
Trauma	2
Urology	29
Urology - Oncology	2
Urology - Pediatric	2
Vascular	21
Total	325
*All subspecialties are self-reported	

Figure 3: **ALUMNI IN PRIMARY CARE PRACTICE**
SIU SCHOOL OF MEDICINE
Classes of 1975 – 2018

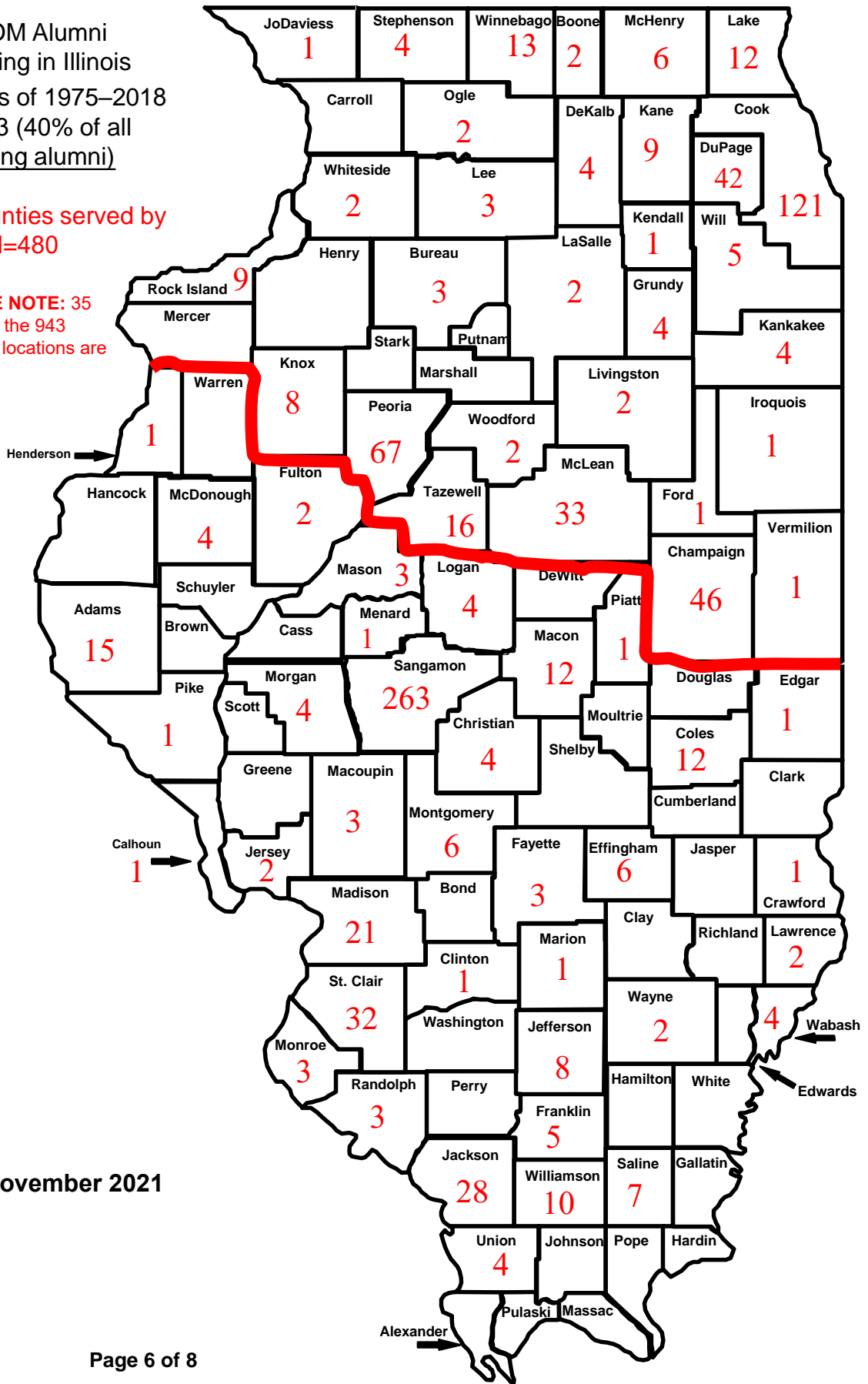


TOTAL: 2,342

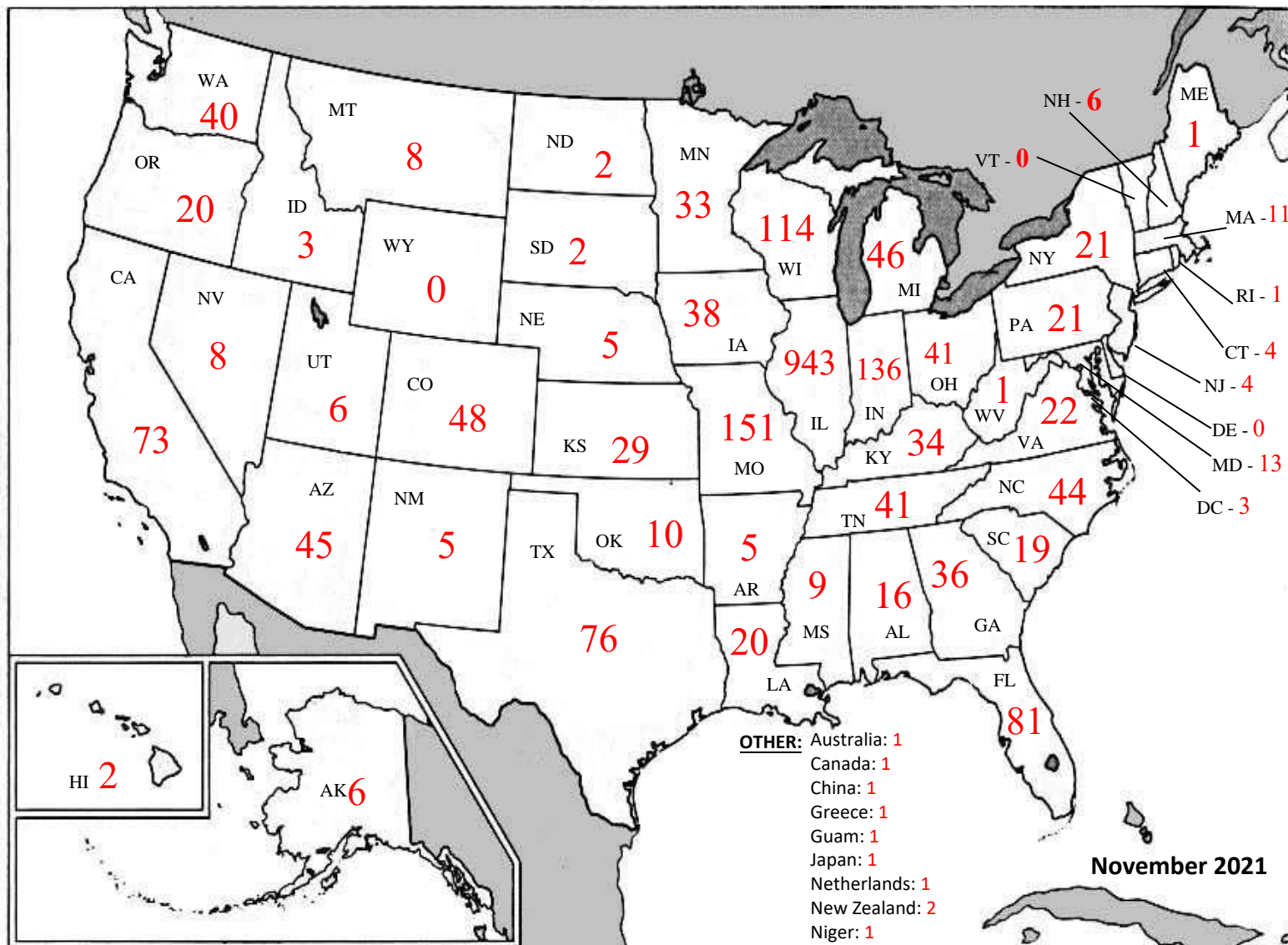
SIU SOM Alumni
Practicing in Illinois
Classes of 1975–2018
N = 943 (40% of all
practicing alumni)

66 Counties served by
SOM N=480

***PLEASE NOTE:** 35
Alumni of the 943
practice / locations are
unknown.



SIU SOM Alumni in Practice N = 2,342*
Classes of 1975 – 2018 *Missing business address for 30 practicing alumni.



SIU School of Medicine
MD Alumni Overview – NOVEMBER 2021

Total SIU-SOM MD Alumni (Classes 1975 – 2021): 3,094

Total Living Alumni: 2,996

Age Range	Total
24 – 34	511 (17%)
35 – 44	656 (22%)
45 – 54	683 (23%)
55 – 64	662 (22%)
65+	488 (16%)

Ages – Minimum: 25 Maximum: 85 Average: 55

<u>Males</u>	1,855	60%
---------------------	-------	-----

<u>Females</u>	1,239	40%
-----------------------	-------	-----

Ethnicity (based on 3,094 Responses):

American Indian/Native Alaskan	12
Asian	181
Asian & American Indian / Native Alaskan	1
Asian & Native Hawaiian / Pacific Island	26
Black	230
Black & Hispanic / Latino	2
Caucasian	2543
Hispanic Cuban	2
Hispanic Mexican	29
Hispanic Puerto Rican	10
Hispanic / Latino	22
Multi-Ethnic	3
Native Hawaiian / Pacific Island	22
Non-Specified	11